

LOGGING TABLES



PALSATECH

SOLUTIONS CREATED BY USERS, FOR USERS

PALSATECH – WIDE RANGE OF GEOSERVICES

Palsatech is a global service provider supporting mineral exploration and mining projects with practical, field-tested solutions.


With 10+ years of operations, 90+ experts, and active projects across Europe and beyond, we specialize in:

- Sample transport & processing
- Drill core logging
- Geological & technical consulting
- Product delivery and design

Our mission is simple: reduce client costs, ensure smooth operations, and deliver services safely and efficiently.

We operate from Finland, Serbia, and Slovakia — and bring reliable boots-on-the-ground support wherever needed.

Reliability is the cornerstone of our approach.



FROM USERS TO DEVELOPERS

WHY OUR PRODUCTS WORK

- Years of hands-on fieldwork taught us what works — and what doesn't.
- While serving exploration and mining clients globally, we realized that existing tools often slowed down workflows or didn't hold up under pressure.
- That's why we started designing and manufacturing our own solutions — products built from real project experience, not guesswork.
- Today, our product line complements our services, ensuring that everything we offer supports smarter, faster, and safer operations.

References

RioTinto

Newmont™



BOLIDEN



ENDOMINES

THE CORE LOGGING CHALLENGE

WHY BETTER LOGGING TABLES MATTER

The problem

- Ergonomics in mineral exploration is often overlooked.
- Musculoskeletal disorders are common due to unsafe, physically demanding working conditions.
- Despite tables being used globally, only few sites have **modern, ergonomic and safe** logging setups.

The impact:

- Productivity suffers.
- Occupational health decrease
- Projects experience inefficiencies and higher long-term costs.

According to our customer satisfaction survey, the tables have been a good investment with an **average score of 5.0**



OUR SOLUTION — MODERN LOGGING TABLES

BUILT FOR THE HIGHEST DEMANDS

Through extensive R&D and real-world testing, we've developed a next-generation logging table — combining durability, ergonomics, and plug-and-play ease.

Our product line includes:

- Standard and electrically adjustable logging tables
- Accessories like laptop desk, photography station and upgrade options
- Tailored setups for **different regions, core box types, and project needs**



Key benefits:

- Improved **ergonomics** and **safety**
- Boosts **efficiency** in daily logging work
- **No-hassle installation** – ready-to-use on delivery
- Designed for **longevity** – built to last, even in harsh conditions
- Fully **upgradable** and compatible with other Palsatech solutions
- Installation and maintenance services available



FEATURES THAT MATTER

SMART ENGINEERING FOR SAFER, SMOOTHER WORKFLOWS

SAFETY-CENTRIC DESIGN

- No sharp edges or exposed cables
- Integrated rollers reduce lifting strain
- Adjustable table angle allows **safe solo loading** of core boxes

Integrated racks for easy & accurate orientation

- Enables fast, precise marking and long-term orientation consistency
- Customizable for different core diameters



“No more lifting boxes, which has significantly reduced the strain on my back.”

According to our customer satisfaction survey, **work ergonomics have improved in terms of lifting and working at the table with an average score of 5.0**

Perfect light for logging and photography

- Adjustable LED lighting for angle and distance
- Ensures clear, shadow-free core images and consistent visual work



STANDARD LOGGING TABLE

TRUSTED SOLUTION FOR YEARS

The standard inclined logging table is Palsatech's most popular table, model and has been trusted by many for years. While the angle and height are fixed, they can be adjusted on a 20cm scale to the client's needs during installation.

Product information:


Configuration: Inclining 40 degrees
Load capacity 145 kg / m
Core box configuration: horizontal
Height with light system: 271-317cm
Height (lower edge): 74-94cm
Length by module: 220cm

Main structures & materials

Painting: Double powder painted
Rollers: Galvanized steel with deaccelerating bearings
Core box support bearings: Galvanized steel
Core orientation rack: finished stainless steel

Lightning installation:

Angle of the light: Adjustable
Light bulbs: LED color temperature e.g. 4000 -6500K or other
Light output: 10670lm / 129W
Operating voltage: 100-305VAC
Installation: plug and play, rapid connectors between the lights



ELECTRICALLY ADJUSTABLE LOGGING TABLE

ADAPTABILITY FOR EVERY LOGGER

Adjustable height and angle bring comfort to teamwork.
Everyone working at the table can customize the position with just a push of a button.

Product information:

Configuration: flat – inclined
Load capacity 145 kg / m
Core box configuration: horizontal
Height with light system: 271-317 cm
Height (lower edge): 67- 94 cm
Length by module: 220cm

Main structures & materials

Painting: Double powder painted
Rollers: Galvanized steel with deaccelerating bearings
Core box support bearings: Galvanized steel
Core orientation rack: finished stainless steel

Technical details:

Angle of the light: Adjustable
Installation: Plug and play, rapid connectors between the lights and between the relay boxes
Operating voltage: input 100-240VAC, output 24V DC
Hand control with cable, stepless adjustment

CE Certified

UL + SA Certified components



“Better ergonomics and the possibility to work both sitting and standing”


BEST OF BOTH WORLDS

THE PERFECT COMBINATION OF SAFETY AND EFFICIENCY

- Optimize your space by combining our electric tables with the standard ones to get a cost-effective and durable solution.
- Loading and unloading sample boxes is simpler and safer with the possibility to slide boxes on and off the table. This table setup can eliminate manual lifting *completely*.

"Lifting boxes onto the table is easier and faster, and you can do it alone."

According to our customer satisfaction survey, **the tables improve work productivity and efficiency with an average score of 4.3**



INTEGRATED LAPTOP DESK FOR LOGGING TABLES

A SPACE SAVING ADD-ON

Integrated laptop desk is a perfect add-on for our logging tables. The product is a space-saving solution, as you'll no longer need to use a separate work stand for your laptop.

The laptop desk moves laterally with rollers, keeping the computer close at all times. This solution removes the need for the logger to rotate between the logging table and a separate laptop stand, keeping the working direction towards the samples.

The most important advantages:

- Moves laterally with rollers
- Space saving product – removes the need for a separate work stand
- Includes a spot for small tools like pens
- Desk height is adjustable
- Powder painted steel frame



LOGGING FACILITY AND WORKFLOW PLANNING


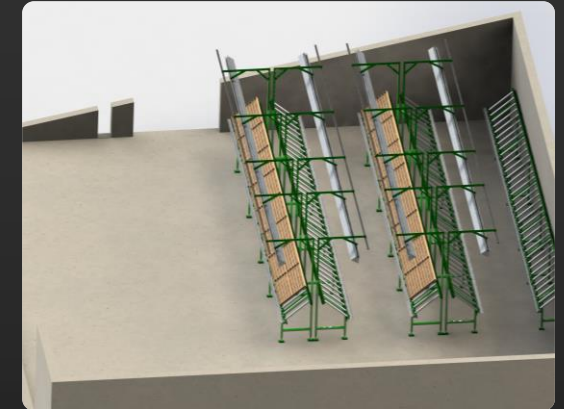
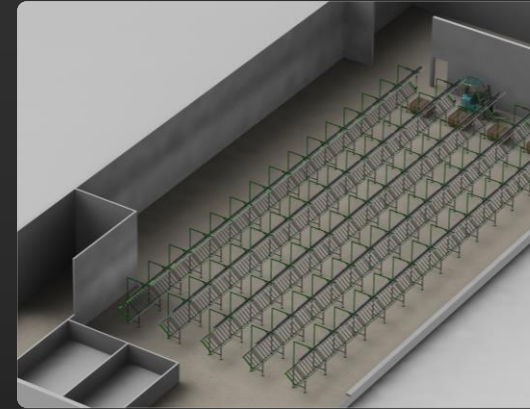
PROVIDED WITH YEARS OF EXPERIENCE

We help clients design logging facilities that maximize space, safety, and efficiency.

Our team has supported dozens of core shed planning projects — both in-house and for clients. We provide solutions ranging from full layout and construction input to detailed planning of sample flow, equipment use, and work safety.

With Palsatech's support, clients receive:

- **Optimal layouts** tailored to sample volumes, staff, and operational needs
- **Perfectly matched equipment** – ensuring the right amount and type of tables, racks, and accessories
- **Seamless workflows** that improve efficiency, safety, and sample traceability
- **A future-proof setup** that maximizes the benefit of our durable and ergonomic products



WORLDWIDE INSTALLATION & MAINTENANCE

SUPPORT YOU CAN COUNT ON — WHEREVER YOU OPERATE

We don't just deliver equipment — we deliver complete readiness.

Our experienced teams provide **on-site installation, calibration,** and **user guidance** globally, ensuring your operations start safely and efficiently from day one.

What you can expect:

- **Guaranteed setup** — Done right, on time
- **Global coverage** — Flexible service wherever your site is
- **Fast response** — Short lead times and scalable support
- **Ongoing care** — Maintenance, upgrades, and technical assistance as your needs evolve



WHAT WE PROMISE

Ergonomics and Safety First

We design every table and workflow with user well-being in mind — reducing strain, preventing injuries, and promoting a safe working environment.

Proven Impact

Our solutions are field-tested and backed by customer satisfaction results — including a 100% satisfaction rate among managers and HR.

Efficiency Without Compromise

Our setups streamline your logging process, improving productivity and minimizing downtime.

Tailored to Your Operations

Whether it's one table or a full facility, our solutions are designed to fit your site, your sample types, and your people.

Future-Proof Design

Durable, modular products that grow with your needs. Add, adjust, or upgrade without hassle.

Plug-and-Play Delivery

From planning to installation, we deliver solutions that are ready to use — fast and without unnecessary complexity.

Full Lifecycle Support

We're with you from the first sketch to long-term maintenance.



CUSTOMER SATISFACTION STATEMENTS RATED ON A 1-5 SCALE BY RESPONDENTS

The tables have been a good investment

Average score of

5.0

The tables meet our expectations in terms of developing work ergonomics

Average score of

4.8

When used correctly, the tables reduce the risk of musculoskeletal disorders compared to our old tables

Average score of

4.8

The tables have had a positive impact on the well-being of our employees

Average score of

4.7

Workers utilise the features of the tables to improve work ergonomics

Average score of

4.7

The tables improve work productivity and efficiency

Average score of

4.3

Net promoter score

95% for all responders of the survey

93% for those using the tables

100% for managers, including those working in HR

CONTACT US

PALSATECH LTD.
Verkkokarintie 11
94900 Kemi, Ajos
FINLAND

sales@palsatech.fi
firstname.lastname@palsatech.fi